



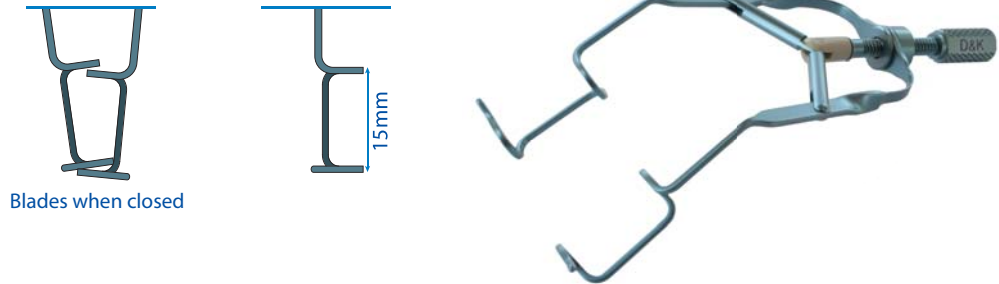
## Suggested ICL Set



An extensive set which provides a range of instruments that will facilitate ICL (implantable collamer / contact lens) surgery, in particular the insertion and manoeuvring of the implant within the eye.


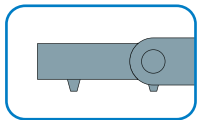
### 9-588-3 *Lieberman Adjustable Speculum*

- 15mm open blades
- Angled to rest temporally
- Adjustable with thumb screw



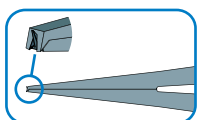
Blades when closed

### 9-510R *DK Fine-Thornton Fixation Ring*



- 3/4 ring, 13mm diameter ring with nine point fixation
- Pivot swivel round handle, length 105mm

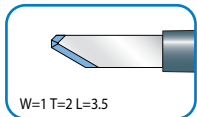
### 2-132 *DK Troutman-Barraquer Colibri Forceps (0.12mm)*



- 0.12mm, 1 x 2 teeth, tip length 2mm
- 6mm tying platforms
- Colibri style shafts
- Flat handle, length 88mm



### 4-115 *DK Retractable Diamond Knife, 1.0mm Trifacet*

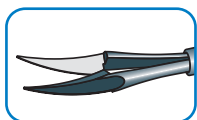


W=1 T=2 L=3.5

- 1mm wide trifacet diamond blade
- Retractable long handle, length 124mm



### 1-842 *Squeeze Handle Curved Blade Micro Scissors, 23 Gauge*




- Sharp tipped curved micro scissors with 2.2mm long blade
- Straight 23 gauge tube, length 32.5mm



- Squeeze action handle closes scissors
- Round squeeze handle, length 139mm

### 2-770N Deitz ICL Loading Forceps



- Inside jaws textured, 4mm tip angle
- 20° angled shafts, tip to angle length 14mm

Extra delicate, long jaws for inserting ICL into barrel of Injector Cartridge



- Highly polished outer jaws
- Flat handle, length 83mm

### 2-878-1 Squeeze Handle Delicate Serrated Forceps, 23 Gauge

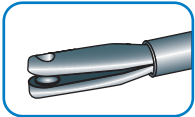


- Delicate serrated jaws with blunt tip, tip length 3mm
- Straight 23 gauge tube, tube length 32.5mm
- Squeeze handle activates both jaws
- Round squeeze handle, overall length 139mm

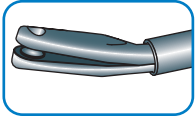


### 2-896 and 2-896-1 Small Incision ICL Manipulating Forceps

#### 2-896 Straight



#### 2-896-1 Angled Tip



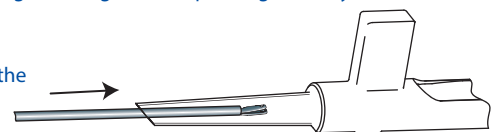
- Small raised disc on inner face of jaw with matting hole
- Squeeze action handle activates both jaws
- 2-896-1 tips angled at 15°

- 20 gauge, 32.5mm long shaft
- Round squeeze handle, length 138mm

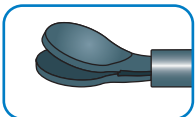
Used for delicate grasping of IOL when pulling through cartridge or manipulating in the eye

Designed for delivering ICL lens

Tip enters front of the cartridge and is used to pull the lens into the delivery position.




### 2-896-2 Small Incision ICL Manipulating Forceps, Angled Flat Disc Tips



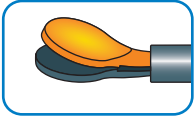
Designed for delivering ICL lens

- Flat tip, 1.9mm wide disc with platform
- Tips angled at 10°
- Squeeze action handle activates both jaws




- 20 gauge, 32.5mm long shaft
- Round squeeze handle, length 139mm

### 2-896-3 Small Incision ICL Manipulating Forceps, Angled Flat Disc Tips



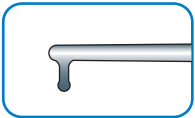
Designed for delivering ICL lens

- Flat tip, 1.9mm wide disc with platform
- Tips angled at 15°
- Squeeze action handle activates both jaws
- Upper disc coloured gold for orientation reference



- Corresponding gold star on handle, relates to gold tip
- Squeeze action handle activates both jaws
- 20 gauge, 32.5mm long shaft
- Round squeeze handle, length 139mm

### 6-418-2 Daya Textured Manipulator

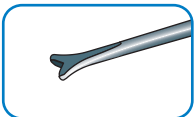


- 0.2mm diameter lightly textured tip
- 45° angled shaft, tip to angle length 11mm
- Round handle, length 119mm



Textured tip to manipulate ICL lens

### 6-479 Deitz ICL Slider / Tucker




- 0.78mm forked tip
- Lightly textured surface underside from tip to angle
- 45° angled straight shaft, tip to angle length 11mm
- Round handle, length 119mm



Textured manipulator to slip ICL under iris.

### 6-481 Pallikaris ICL Manipulator



- Textured finish
- 45° angled shaft, tip to angle length 12mm
- Round handle, length 119mm



Textured manipulator tip

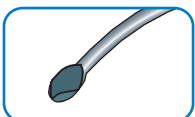
### 6-482 Bylsma ICL Manipulator



tip curved left (other end curved right)  
with 45° angled curved shaft

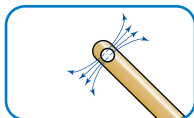


Designed to maximize protection of crystalline lens during ICL insertion. Curved, vaulted arms allow placement of ICL footplates through a paracentesis or keratome incision. Textured paddle provides secure grip on footplates as they are positioned under iris. Left and right configuration allows minimal changing of instruments and promotes a rapid atraumatic and reproducible tucking of ICL into its final position in posterior chamber.



- 0.6mm x 1.1mm oval shaped tips
- 45° angled curved shafts (curved left to right), tip to angle length 12.5mm
- Round handle, length 145mm

### 8-652 / 8-652S Irrigation Handpieces



- 23 gauge
- 0.65mm tube diameter
- Two 0.4mm irrigation ports
- Curved shaft, tube length 15mm
- Round handle, length 107mm (8-652)
- Round handle, length 80mm (8-652S)



8-652



8-652S

### 8-657 / 8-657S Aspiration Handpieces



- 23 gauge, 0.65mm tube diameter, 0.3mm aspiration port
- Curved shaft, tube length 11mm
- Round handle, length 103mm (8-657)
- Round handle, length 77mm (8-657S)



8-657



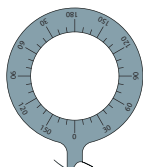
8-657S

### 9-649 DK Castroviejo Style Marking Caliper

- 0.25mm x 0.25mm delicate marking tips
- Marks 0mm to 20mm in 0.25mm increments
- Marks from centre of tips
- Adjustable thumb screw
- Standard Caliper handle




### 9-705R Wallace Mendez Degree Gauge



VIEW ON ARROW


- Marks 0° - 180° in 10° increments x 2
- Round handle, length 102mm



Designed for surgeons familiar with use of a standard phoropter.

### T7010 Sterilising Tray (for 10 instruments)

- External dimensions: 264mm x 162mm x 25mm
- Suitable for 10 instruments
- One silicone mat



[www.duckworth-and-kent.com](http://www.duckworth-and-kent.com)

7 Marquis Business Centre  
Royston Road, Baldock  
Herts SG7 6XL England

Tel: +44 (0)1462 893254  
Fax: +44 (0)1462 896288  
Email: [info@duckworth-and-kent.co.uk](mailto:info@duckworth-and-kent.co.uk)



© July 2014 Duckworth & Kent  
14.12.2016

D&K® is a registered trademark. All other brand names are trademarks or registered trademarks of their respective owners. All schematic line drawings, photographs and copy in this leaflet are fully protected by copyright. No part of this leaflet may be reproduced in any form without prior written permission. We reserve the right to make changes at any time, without notice, in product specifications and availability. Descriptive, typographic, or photographic errors are subject to correction. Name(s) of instruments are often comprised of surgeon's name, combination of surgeons' names or by the category of the instrument.

*at the Leading Edge*