



Suggested Anwar Keratoplasty (DALK) Set



Deep anterior lamellar keratoplasty (DALK) is a surgical technique that is used to treat corneal disorders that do not involve the corneal endothelium, such as keratoconus and lattice dystrophy. This set is aimed at providing the surgeon with the instruments required to perform Anwar's "big bubble" DALK procedure to separate the corneal stroma from Descemet's membrane.

9-588-3 Lieberman Adjustable Speculum

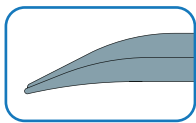
- 15mm open blades
- Angled to rest temporarily
- Adjustable with thumb screw



Blades when closed



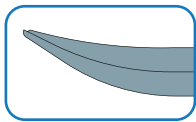
1-218 Anwar Corneal Scissor - Right



- Blunt tips, curved blades
- Long inner blade with smoothly polished ends
- Cut length 5mm, blade length 11mm
- Round handle, length 108mm



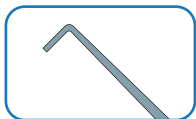
1-219 Anwar Corneal Scissor - Left



- Blunt tips, curved blades
- Long outer blade with smoothly polished ends
- Cut length 5mm, blade length 11mm
- Round handle, length 108mm



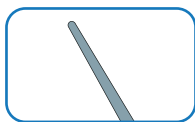
6-112 Anwar Keratoplasty Hook



- 0.18mm diameter tip for 1mm length
- Flat face at tip
- 45° angled shaft, tip to angle length 10mm
- Round handle, length 119mm



6-099-3 Anwar Keratoplasty Spatula



- 0.25 diameter blunt tip tapered from 0.5mm diameter
- Angled shaft, tip to angle length 7mm
- Round handle, length 115mm

DK7003 Sterilising Tray

- External dimensions: 17.5cm x 11cm x 2.6cm
- Internal dimensions: 16.5cm x 10cm x 1.8cm (without silicone mat)
- One silicone mat



www.duckworth-and-kent.com

7 Marquis Business Centre Tel: +44 (0)1462 893254
Royston Road, Baldock Fax: +44 (0)1462 896288
Herts SG7 6XL England Email: info@duckworth-and-kent.co.uk



© March 2011 Duckworth & Kent
14.09.16

DAK® is a registered trademark. All other brand names are trademarks or registered trademarks of their respective owners. All schematic line drawings, photographs and copy in this leaflet are fully protected by copyright. No part of this leaflet may be reproduced in any form without prior written permission. We reserve the right to make changes at any time, without notice, in product specifications and availability. Descriptive, typographic, or photographic errors are subject to correction. Name(s) of instruments are often comprised of surgeon's name, combination of surgeons' names or by the category of the instrument.

at the Leading Edge