

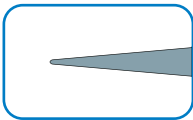


Suggested Syringing Set



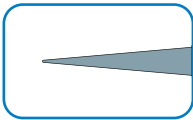
This set provides the surgeon with a simple array of instruments that will allow for the dilatation of the punctum in cases of punctal stenosis, as well as the probing of the lacrimal drainage system both in the outpatient setting (for diagnosis) and in theatre (for treatment).

6-180 *Lacrimal Dilator*



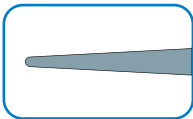
- 0.1mm diameter pointed tip
- 10° inclusive angle
- Round handle, length 122.5mm

6-180-1 *Lacrimal Dilator*



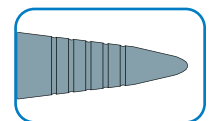
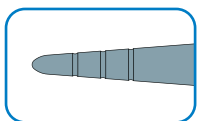
- 0.2mm diameter rounded tip
- 10° Inclusive Angle
- Round Handle, length 122.5mm

6-181 *Lacrimal Dilator*




- 0.45mm diameter blunt tip
- Overall length 120mm

6-182-2 *Otaka Dilator*




- Bullet shape tip to ease insertion
- Double ended instrument
- Marks at diameters 0.5, 0.6 and 0.7mm
- Marks at diameters 0.8, 0.9, 1.0, 1.1 and 1.2mm
- Round handle, length 103.5mm

6-656 DK Lacrimal Probe




- High quality surface finish over first 5mm of tips
- Overall length 130mm
- Tip sizes: 0000 and 000

6-656-1 DK Lacrimal Probe




- High quality surface finish over first 5.0mm of tips
- Overall length 130mm
- Tip sizes: 00 and 0

6-656-2 DK Lacrimal Probe





- High quality surface finish over first 5mm of tips
- Overall length 130mm
- Tip sizes: 1 and 2

6-656-3 DK Lacrimal Probe




- High quality surface finish over first 5mm of tips
- Overall length 130mm
- Tip sizes: 3 and 4

6-656-4 DK Lacrimal Probe



- High quality surface finish over first 5mm of tips
- Overall length 130mm
- Tip sizes: 5 and 6


6-656-5 DK Lacrimal Probe



- High quality surface finish over first 5.0mm of tips
- Overall length 130mm
- Tip sizes: 7 and 8

T7010 Sterilising Tray (for 10 instruments)

- External dimensions: 26.4cm x 16.2cm x 2.6cm
- Internal dimensions: 25.4cm x 15.2cm x 1.8cm (without silicone mat)
- Suitable for 10 instruments
- One silicone mat



Visit : www.duckworth-and-kent.com to view
over 1000 ophthalmic titanium instruments

The screenshot shows the Duckworth & Kent Ltd. website. The header includes the company logo, name, and tagline 'titanium surgical instrument manufacturer'. Navigation links for 'Home', 'Products', 'Events', and 'Literature/Videos' are present, along with a search bar. A main banner reads 'Medical Device Manufacturer : Specialising in Ophthalmic Instrumentation'. Below this, there's a section for 'FEATURE PRODUCTS' with images of 'Toric Markers', 'Femtosecond Laser Instruments', and 'Capsulorhexis Range'. Social media icons for Facebook, LinkedIn, YouTube, and Google+ are displayed. A QR code is located on the left side of the screenshot. The footer contains contact information: 'Tel: +44 (0)1462 893254 • Fax: +44 (0)1462 896288 • email: info@duckworth-and-kent.co.uk' and copyright notice '© 1998 - 2014 Duckworth & Kent Ltd. All rights reserved. Use of this website signifies your agreement to the Terms of Use.' A globe icon is positioned on the right side of the screenshot.

As well as product information for over 1000 instruments, you will also find detailed literature and informative videos showing some of our instruments in action.

Connect with Duckworth & Kent



www.duckworth-and-kent.com

7 Marquis Business Centre
Royston Road, Baldock
Herts SG7 6XL England

Tel: +44 (0)1462 893254
Fax: +44 (0)1462 896288
Email: info@duckworth-and-kent.co.uk

© January 2016 Duckworth & Kent
Revised 01.07.16



D&K® is a registered trademark. All other brand names are trademarks or registered trademarks of their respective owners. All schematic line drawings, photographs and copy in this leaflet are fully protected by copyright. No part of this leaflet may be reproduced in any form without prior written permission. We reserve the right to make changes at any time, without notice, in product specifications and availability. Descriptive, typographic, or photographic errors are subject to correction. Name(s) of instruments are often comprised of surgeon's name, combination of surgeons' names or by the category of the instrument.

at the Leading Edge